



Diocese of Athabasca

Sunday School Lesson Plan – Sunday, October 26, 2025

Here's a **Sunday School Lesson Plan** for young children (ages 4–8) using the **Revised Common Lectionary** readings for **October 26, 2025 – Twentieth Sunday After Pentecost, Proper 30 (Year C)**

Theme/Big Idea:

- **Lesson Title:** “God Listens to Humble Hearts”
 - **Big Idea:** God cares about what’s in our hearts, not about showing off.
 - **Lesson Focus for Kids:** God hears us when we pray honestly and humbly.
-

Scripture Readings (Kid-Friendly Language)

- **Joel 2:23–32** – God promises to send rain and blessings. Everyone who calls on God’s name will be saved.
 - **Psalms 65** – God gives us good things: food, water, and joy.
 - **2 Timothy 4:6–8, 16–18** – Paul says he has trusted God all his life, and God has always helped him.
 - **Luke 18:9–14** – Jesus tells a story about two men praying. One bragged and said, “I’m so good!” The other said, “God, please forgive me.” Jesus said the humble man’s prayer pleased God.
-

Welcome & Opening Prayer / Circle Time

- Greet children warmly, sit in a circle.
 - Quick chat: “What kinds of things do you pray about?”
 - **Prayer:** “Dear God, thank You for bringing us together. Teach us today to pray with humble and thankful hearts. Amen.”
-

Memory Verse

Luke 18:14b (NIV, shortened for children):

“Everyone who makes himself great will be made humble, and everyone who makes himself humble will be made great.”

👉 Practice with hand motions:

- “Great” (stretch arms up high),
 - “Humble” (kneel or bow head).
-

Bible Story Time (Luke 18:9–14)

- Act it out with simple props or puppets.
 - Pharisee: stand tall, hands on hips, “Thank you, God, that I am better than others!”
 - Tax collector: kneel down, hand on heart, “God, please forgive me.”
 - Ask: “Which one do you think made God happy?”
-

Craft/Activity

Prayer Hands Craft

- Trace each child’s hands on paper.
 - On one hand, they draw/write things they’re thankful for.
 - On the other hand, things they need help with.
 - Fold the paper together like praying hands.
-

Game

“Humble or Proud?” Game

- Teacher reads short statements (example: “I always win, I’m the best!” OR “God, thank You for helping me.”).
 - Children decide: Is this **Humble** or **Proud**?
 - Have them jump up for “Proud!” and kneel down for “Humble!”
-

Song Suggestions

- “Jesus Loves Me” (classic and simple)
 - “I’ve Got the Joy, Joy, Joy” (connects to Psalm 65 joy)
 - “God is So Good” (thankful song)
-

Wrap Up & Reflections

- Revisit the big idea: “God listens to humble hearts.”
 - Ask: “What kind of prayers will you pray this week?”
-

Closing Prayer

“Dear God, thank You for hearing us when we pray. Help us to be humble, thankful, and honest in our prayers. Amen.”

Take-Home Idea

- Each child takes home their **Prayer Hands Craft** or a **coloring page** with the words: **“God listens to humble hearts.”**
 - Encourage families to use the prayer hands during bedtime prayers.
-

Teacher Notes


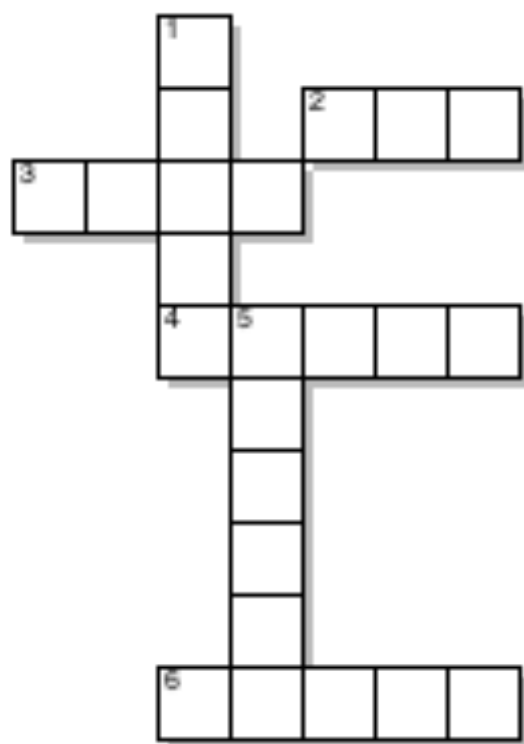
- Keep explanations short and visual.
- Use role play to make the parable clear.
- Encourage children to share one thankful thing and one prayer request.

GOD LISTENS TO HUMBLE HEARTS



God Listens to Humble Hearts

Twentieth Sunday after Pentecost



ACROSS

- 2 Who we pray to
- 3 To talk to God
- 4 To show gratitude to God (Psalm 65)
- 6 God's only son

DOWN

- 1 The centre of love and prayer
- 5 The opposite of proud (Luke 18:14)



God Listens to Humble Hearts

Twentieth Sunday After
Pentecost




| | | | | | | | |
|---|---|---|---|---|---|---|---|
| E | L | B | M | U | H | D | S |
| K | N | A | H | T | L | U | P |
| G | O | D | P | E | S | R | L |
| M | N | Y | D | E | A | J | L |
| B | W | K | J | Y | M | R | N |
| X | Y | P | Z | L | Z | P | T |



HUMBLE
PRAY
THANK

GOD
HEART
JESUS



God Listens to Humble Hearts




Twentieth Sunday After Pentecost

Find your way to the heart.



Start



God Listens to Humble Hearts

Twentieth Sunday After Pentecost

Each letter in the phrase has been replaced with a random number. Try to decode the message.

| A | B | C | D | E | F | G | H | I | J | K | L | M | N | O | P | Q | R | S | T | U | V | W | X | Y | Z |
|---|---|---|---|---|---|---|---|---|---|---|---|---|---|---|---|---|---|---|---|---|---|---|---|---|---|
| | | | | | | | | | | | | | | | | | | | | | | | | | |

| | | | | | | | | | | | | | | | | | | | | | | | | | |
|----|----|----|----|----|----|----|----|----|----|--|--|--|--|--|--|--|--|--|--|--|--|--|--|--|--|
| 7 | 6 | 7 | 17 | 10 | 8 | 15 | 7 | | | | | | | | | | | | | | | | | | |
| 13 | 16 | 8 | | | 23 | 4 | 12 | 7 | 1 | | | | | | | | | | | | | | | | |
| 16 | 22 | 23 | 1 | 7 | 11 | 19 | | | | | | | | | | | | | | | | | | | |
| 24 | 17 | 7 | 4 | 25 | | 13 | 22 | 11 | 11 | | | | | | | | | | | | | | | | |
| 21 | 7 | | 23 | 4 | 3 | 7 | | | | | | | | | | | | | | | | | | | |
| 16 | 26 | 23 | 21 | 11 | 7 | | | | | | | | | | | | | | | | | | | | |
| 7 | 6 | 7 | 17 | 10 | 8 | 15 | 7 | | | | | | | | | | | | | | | | | | |
| 13 | 16 | 8 | | 23 | 4 | 12 | 7 | 1 | | | | | | | | | | | | | | | | | |
| 16 | 22 | 23 | 1 | 7 | 11 | 19 | | | | | | | | | | | | | | | | | | | |
| 13 | 22 | 11 | 11 | | 21 | 7 | | | | | | | | | | | | | | | | | | | |
| 23 | 4 | 3 | 7 | | 24 | 17 | 7 | 4 | 25 | | | | | | | | | | | | | | | | |



Crossword Answer Key:

Across:

- 2. GOD
- 3. PRAY
- 4. THANK
- 6. JESUS

Down:

- 1. HEART
- 5. HUMBLE

Cryptogram Answer Key:

Everyone who makes himself great will be made humble, and everyone who makes himself humble will be made great.